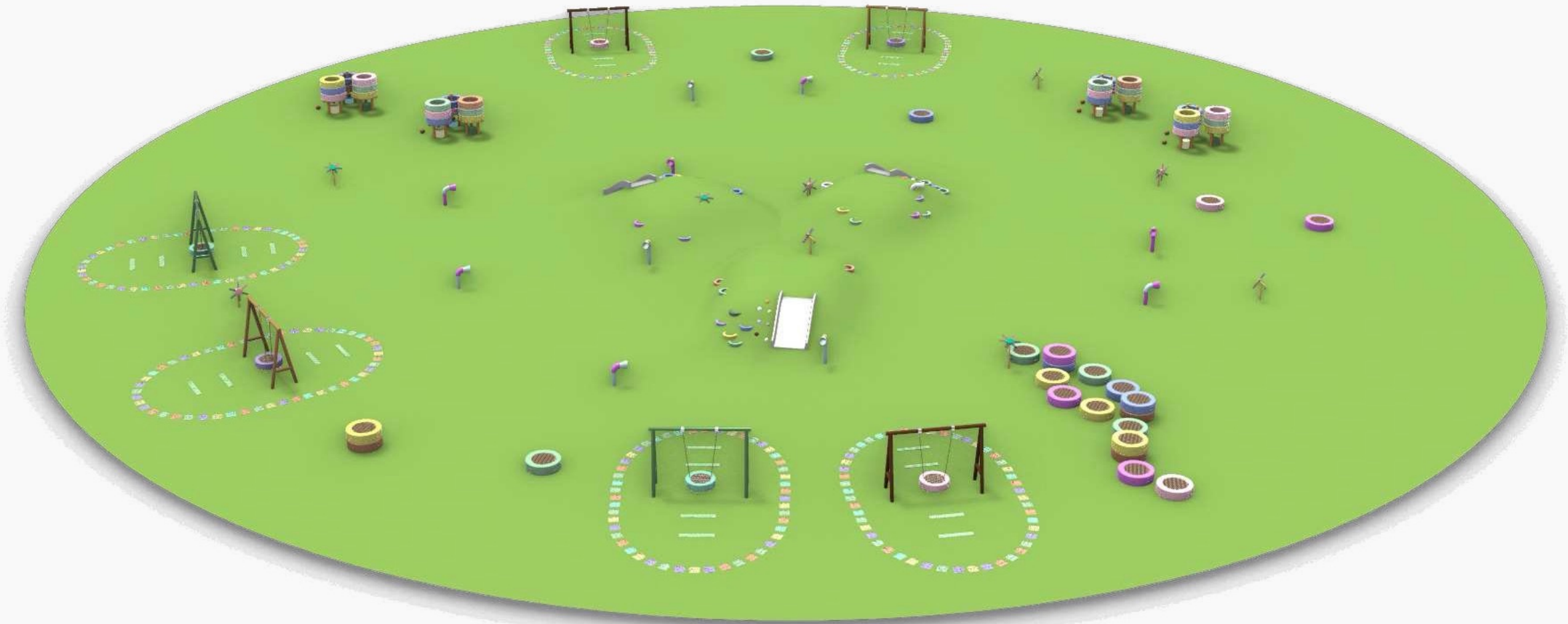
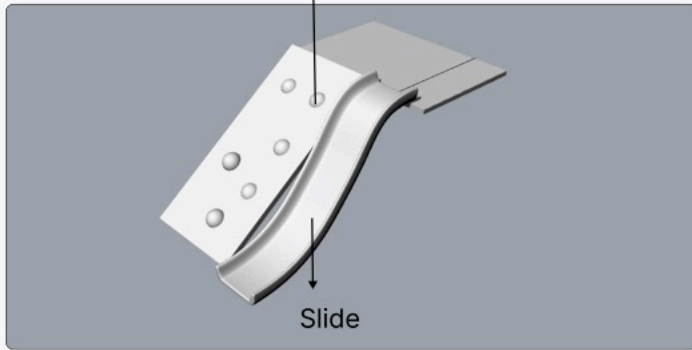


Bird's Eye View



Details

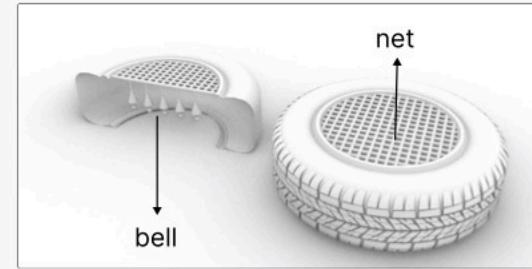
Climbing board (The raised materials are different, including stone, coconut shell, wood, which can emit different timbres when climbing)



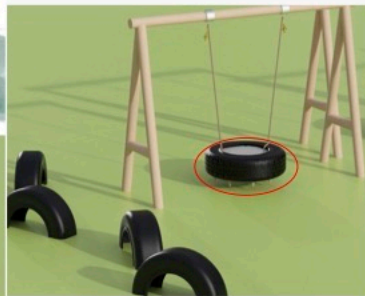
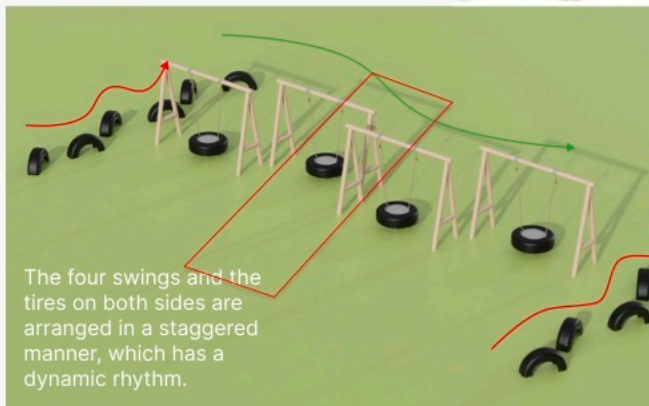
On the playground, a small mound is piled with soil, which is equipped with slides and climbing boards.



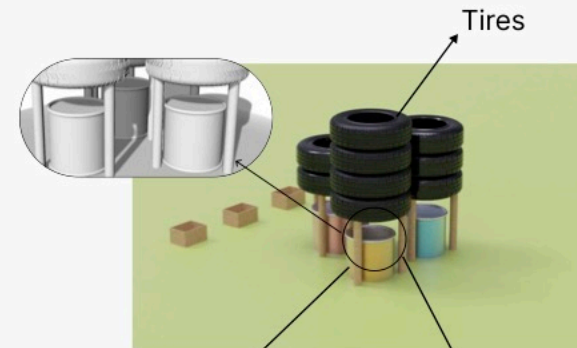
colour



The tires equipped with rope nets and bells form a wavy linear bridge on the horizontal plane, and create a height difference in the vertical direction to show the rhythmic movement in the horizontal and vertical directions.



The bottom of the tire swing is equipped with a short streamer, and the top of the rope is equipped with a bell. The grass at the bottom has a grid to divide the distance. Children can swing here and see shadows at different distances in different sunlight.



Waste oil drums

Wooden bracket

The ground is 8-10cm lower which allows balls to fall from the center. It is easier for children to gather balls.

Tires have different heights for children from different ages.

Children can throw the ball down to hit the drums below to make a sound. When more than one child playing at the same time can create an interesting song.


Children's View



Microphone

Microphones have different heights.

Children can talk to friends in a distance through pipes, and hearing-impaired children can feel the vibration of sound through touch.



Rainbow bridge



Tires have different colors. Each tire with the same color can make a unique sound. Children can jump together to create a song.

Surprise swing

Each swing is made of different materials (metal, bamboo, wood) , with a unique sound device.

There are marks on the ground. When children swing, they can see shadows reach the mark.

There is a blind track made of tire skin around the swing to remind visually impaired children.

Wind bells connect to the rope.
When children swing, the bell will ring.



The tire swing has tassels tied underneath, which makes the shadow look like jellyfish.




Ball barrels

Through the wooden frame, children can pile up tires to make different heights.

Children can throw some balls (material can be cloth balls, bottle balls, etc.) into tire pillars and make them fall and hit the drum (waste oil drum, bamboo baskets etc.) below to make sound.

A sink of 8~10cm is set below the device to avoid serious water accumulation and facilitate children to collect the ball.



Sunflower sand drum



This is a customized multi-angle rotating disc. Children can screw recycling bottles into the disc. They can put stones, water or other particles in the bottles. When they rotate the disc, it makes sounds. On sunny days, they can also see colorful lights and shadows through bottles.



We set up three mounds of mud, with slides and climbing slopes for the children to go back and forth between the mounds. Children make sounds while climbing. The climbing grab is made of fruit shells.